Wildland-Urban Interface Wildfire Risk Strategy **What We Heard and Did Report** Appendices

edmonton.ca/**WildfireStrategy**
April 2026

SHARE YOUR VOICE
SHAPE OUR CITY

Edmonton

Appendices

These appendices support the **Wildland-Urban Interface Wildfire Risk Strategy What We Heard and Did Report**, which can be found at edmonton.ca/WildfireStrategy.

Appendix 1: Wildfire Perceptions Survey Results

The results of the Wildfire Perceptions Survey can be found online: Wildland-Urban Interface Wildfire Risk Strategy Wildfire Perceptions Survey Results.

Appendix 2: Wildfire Mitigation Tactics Survey Results

Public Education

Public education helps Edmontonians understand wildfire risks and take proactive measures to protect their properties and communities. How familiar are you with each of the following? *(2,740 responses)*

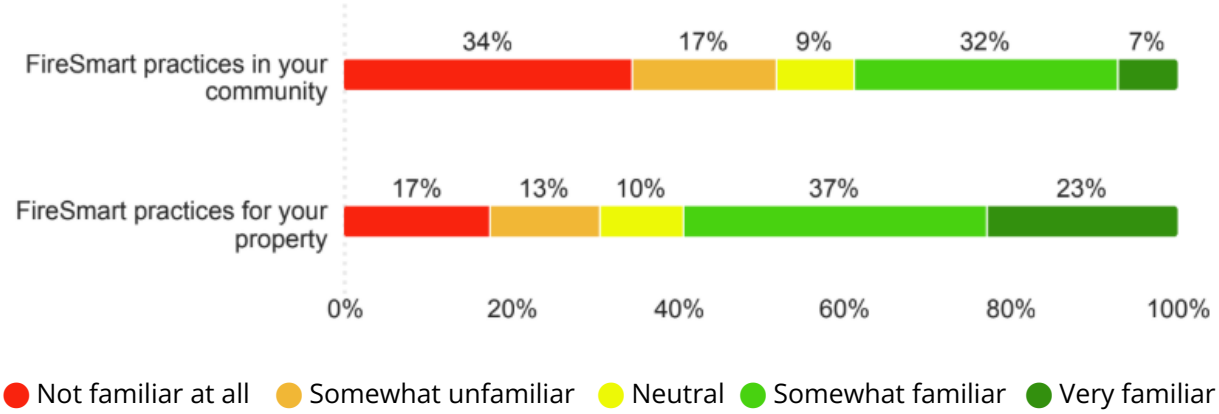

Most respondents are **familiar with FireSmart practices for their property** (60%) compared to FireSmart practices for their community (39%).

GBA Plus Equity and Diversity Spotlight

- Older respondents (63% among those 65+ and 63% among those 55-64) are more likely to be familiar with FireSmart practices for their property, compared to younger age groups (45% aged under 35).
- Respondents with lower income levels (<$60,000) are less likely to be familiar with FireSmart practices in their community and for their property compared to those with higher income levels ($150,000+), at 29% vs. 45% familiar for community practices and 50% vs 63% familiar for property.
- Respondents living in Edmonton's central region are less likely to be familiar with FireSmart practices for their property (52% familiar for central region vs. 57 to 62% for other regions).
- Respondents who have a high school education or less are less likely to be familiar with community FireSmart practices (33% vs. 40% familiar for those with post secondary educations).
- Respondents who have lived in Edmonton for less than three years are less likely to be familiar with community FireSmart practices (19% familiar) than those who have lived in Edmonton longer (34 to 40% familiar).
- Those who rent are less likely to be familiar with FireSmart practices for their property (44% familiar) than those who own (62% familiar).

Which types of educational tools would you find most useful to increase your knowledge of wildfire preparedness, if any? Select all that apply. *(2,740 responses)*

Respondents are **most interested in online resources** (73%), followed by printed materials (52%). There is slightly more interest in online opportunities (32%) like workshops or presentations compared to community events (30%) or in-person opportunities for learning about wildfire preparedness (18%).

There were 230 written responses in the "other" field, covering a variety of tools. Television (30 comments) and radio (29 comments) were most common, followed by social media (22 comments), news media generally (19 comments), email (17 comments), and physical signs such as buses or billboards (16 comments). Other examples of comments included targeted outreach to condos and at-risk neighbourhoods, mailed info, YouTube and podcasts, newspaper, and in-person opportunities.

GBA Plus Equity and Diversity Spotlight

- 2SLGBTQIA+ respondents are more likely to prefer online opportunities (83% for online resources and 44% for online workshops and/or presentations) than other identity groups for education on wildfire preparedness.
- Respondents with disabilities are more likely to prefer online resources than most other identity groups (77%) for these education opportunities.
- Respondents whose language at home is not English are more likely to prefer community events for education on wildfire preparedness.
- Respondents of different age groups showed different opinions:
    - Younger respondents are more likely to be interested in online resources (77 to 83% for ages 54 and under) compared to older age groups (69 to 71% for ages 55+) for education on wildfire preparedness.
    - Older respondents are least likely to be interested in community events for wildfire preparedness education (25% ages 65+).

FireSmart Canada has a program to support and recognize communities who work to improve wildfire resilience in their neighbourhood. Are you interested in hearing more about the FireSmart Neighbourhood Recognition Program? *(2,740 responses)*

There was mixed interest in hearing more about the FireSmart Neighbourhood Recognition, with 51% indicating “yes” and 49% indicating “no.” Almost all of those indicating “yes” then shared their email address to receive more information on the program (1,385 respondents).

This question was asked in response to requests heard through the Wildfire Perception Survey for more information on wildfire topics. By collecting emails and making a commitment to share information, we are connecting people to existing resources that they may not have heard about before.

Wildfire Risk and Resilience

What do you believe contributes most to wildfire risk in your community? (Note that "fuel" is anything that could ignite easily) Select all that apply. *(2,740 responses)*

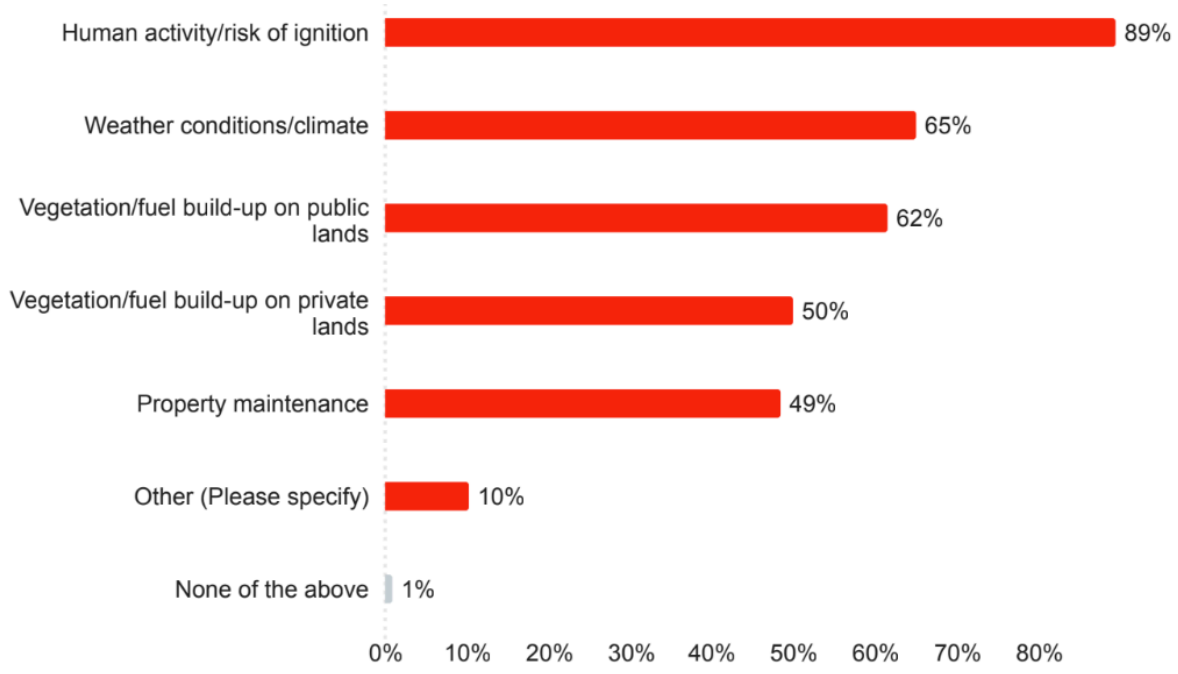

Nine in 10 respondents (89%) believe that **human activity contributes most to wildfire risk**. The next most widely-believed contributions include weather conditions or climate (65%) and vegetation or fuel build-up on public lands (62%).

Respondents more commonly believe that vegetation or fuel build up on public lands (62%) contributes most to wildfire risk than build up on private lands (50%) or property maintenance (49%).

There were 283 written responses in the "other" field. The most frequent written response was about specific human activity (163 comments), such as arson, fires related to people experiencing homelessness, lack of awareness of risky activities, fire pits, and smoking. Respondents also wrote that closely-spaced homes, building materials, and cedar roofing are main contributors (59 comments). They also wrote about vegetation management and environmental factors, like the City's naturalization approach or vegetation management approach, the lack of controlled burns and fire breaks, and proximity to natural areas (47 comments). Other comments were mainly about the role of government and land management issues and the role of climate change and the environment.

GBA Plus Equity and Diversity Spotlight

- Respondents of different age groups showed different opinions:
  - Older respondents (68% aged 65+ and 64% aged 55-64) are more likely to see vegetation/fuel build-up on public lands as a major contributor to wildfire risk, compared to younger age groups (53% aged 35-54 and 49% under 35).
  - Younger respondents (67% aged 35-54 and 80% under 35) are more likely to see weather conditions/climate as a major contributor to wildfire risk, compared to older age groups (63% aged 65+ and 60% aged 55-64).
- Respondents who have completed graduate post-secondary education are more likely to see weather conditions/climate as a major contributor to wildfire risk in their community (73%) compared to those who completed high school or less (64%) or some post secondary (63%).
- Student respondents are more likely to see weather conditions/climate as a major contributor to wildfire risk in their community (77%) compared to those who are employed (66%) or those who are unemployed/retired/unable to work/homemakers (64%).
- Respondents whose primary language is English are more likely to see human activity/risk of ignition as a major contributor to wildfire risk (90%) compared to those whose primary language is not English (78%).
- Respondents who have lived in Edmonton for less than 10 years are more likely to see weather conditions/climate as a major contributor to wildfire risk (81% for <3 years and 74% for 3-10 years) compared to those who have lived in Edmonton for longer than 10 years (64%)

When considering wildfire resilience strategies for Edmonton, how important are each of the following goals, in your opinion? *(2,740 responses)*

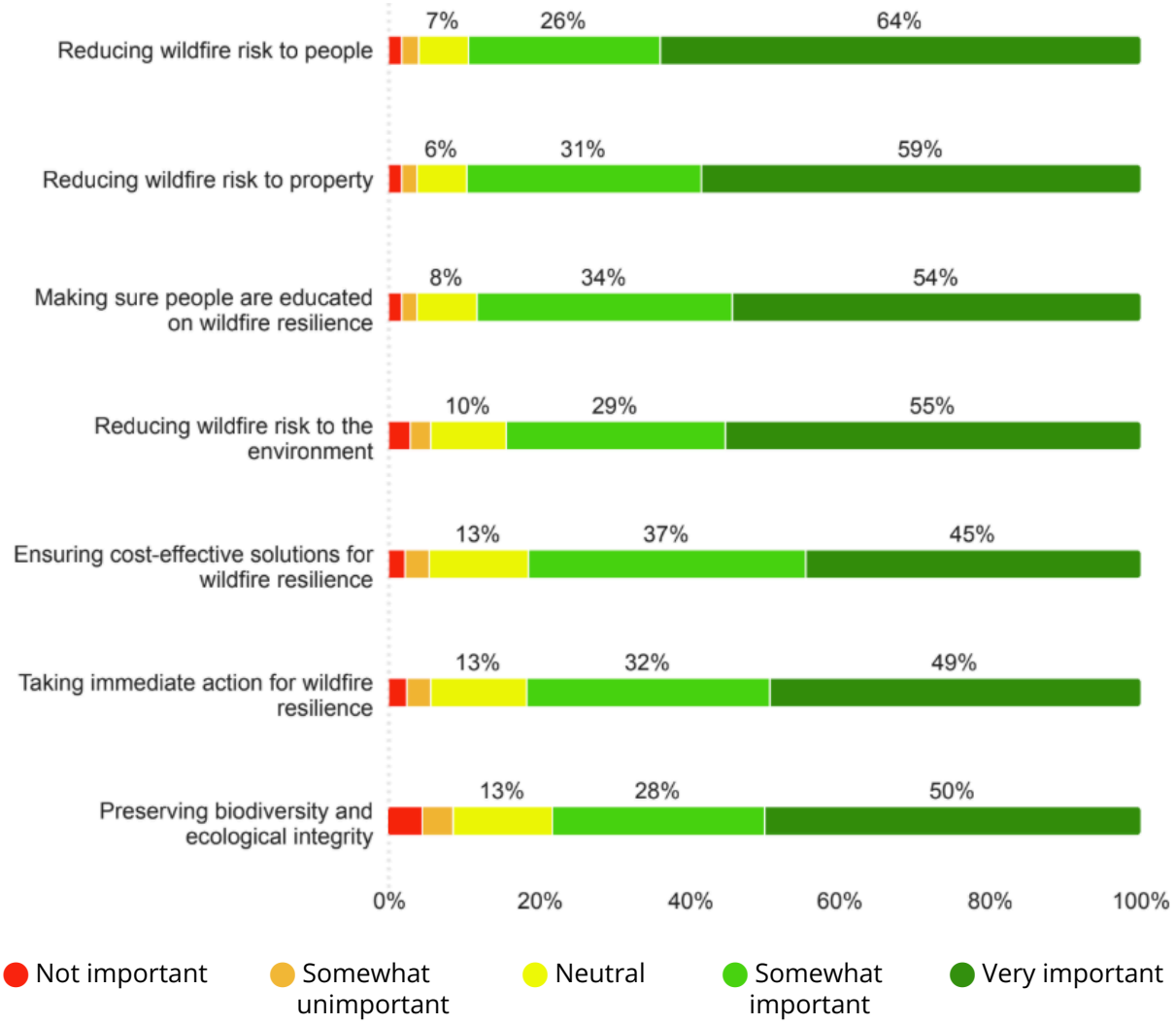

Respondents shared **strong support for all of the wildfire resilience strategies goals**. Reducing wildfire risk to people and property were each seen as most important (90% for each).

Vegetation Management Approaches to Wildfire Resilience

Vegetation management plays an important role in reducing wildfire risk by altering the amount and arrangement of flammable materials in an ecosystem. ***How much do you agree or disagree with the following approaches to reduce wildfire risk in key areas?*** *(2,740 responses)*

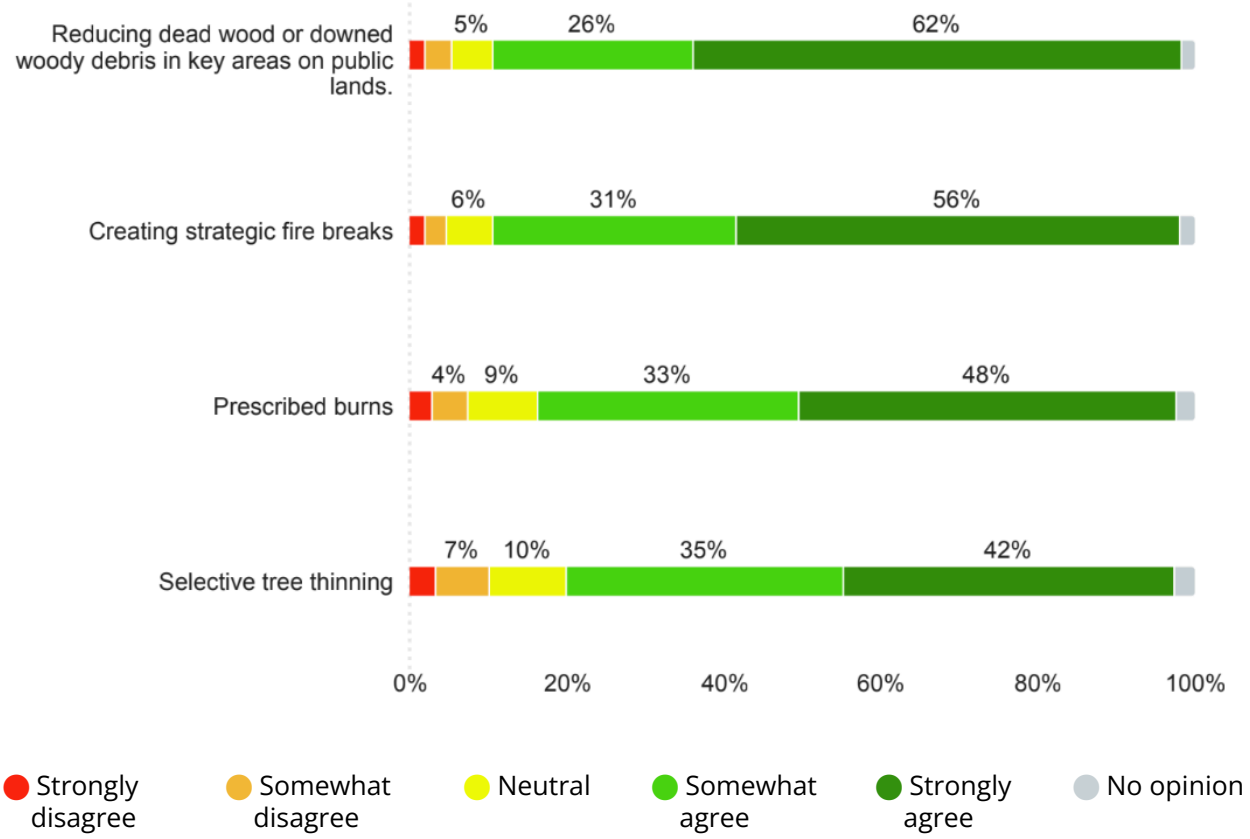

Respondents **agree with the listed vegetation management approaches** in key areas, especially reducing dead wood or downed woody debris in key areas on public lands (88% agreement, including 62% strong agreement), closely followed by creating strategic fire breaks (87% agreement, including 56% strong agreement).

One way to reduce the fire hazard is by introducing plants that are less likely to ignite and spread fire in WUI areas. Often called "fuel conversion," this involves removing flammable vegetation (e.g., coniferous trees and shrubs such as spruce, pine and juniper) and replacing it with less flammable species (e.g., deciduous trees and shrubs such as aspen, birch and poplar) in key areas. ***How much do you agree or disagree with the following considerations?*** *(2,739 responses)*

Converting highly flammable tree and shrub species with more fire-resistant species on ***public lands*** *in key areas.*

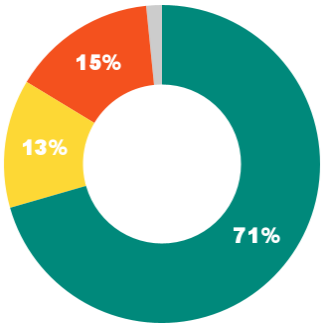

- **Agree** *(strongly or somewhat)*: 71%
- **Neutral**: 13%
- **Disagree** *(strongly or somewhat)*: 15%
- **No opinion**: 2%

2,739 responses

Encouraging or incentivizing the conversion of highly flammable tree and shrub species with more fire-resistant species on ***private lands*** *in key areas.*

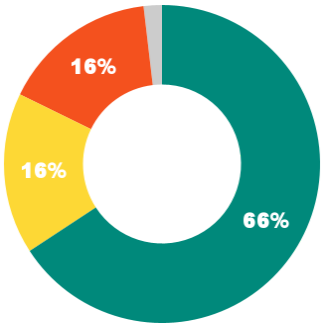

- **Agree** *(strongly or somewhat)*: 66%
- **Neutral**: 16%
- **Disagree** *(strongly or somewhat)*: 16%
- **No opinion**: 2%

2,739 responses

Respondents **agree with considering the use of fire-resistant tree and shrub species** on both public lands (71% agree) and private lands (66% agree) in key areas.

Land-Use and Development Approaches to Wildfire Resilience

FireSmart encourages municipalities to explore the enhancement of wildfire resilience for development in WUI areas. Wildfire resilience can be addressed at various scales of development, ranging from a city-wide scale, neighbourhood scale and individual properties. ***How much do you agree or disagree with the following approaches?*** *(2,740 responses)*

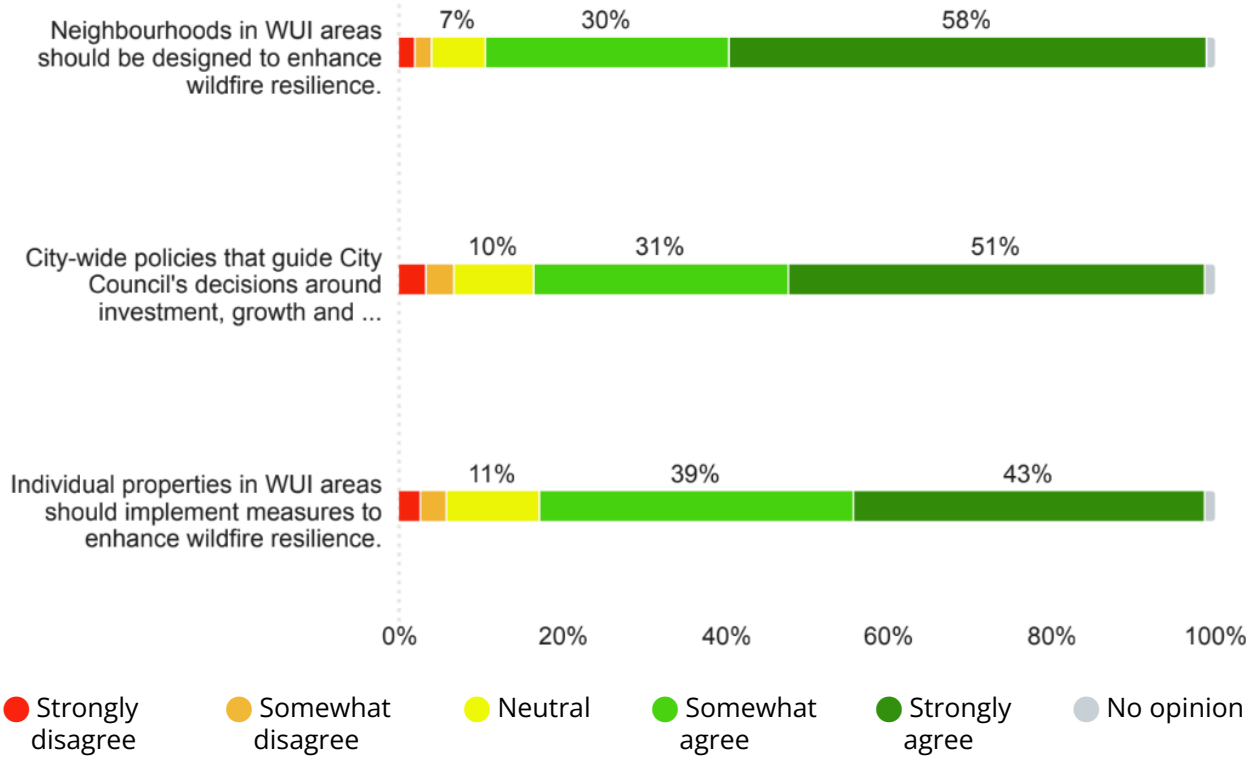

Around 8 in 10 respondents **agree with the listed wildfire resilience measures**:

- 88% agree with designing neighbourhoods in WUI areas to enhance wildfire resilience,
- 82% agree with having City-wide policies around investment, growth, and development designed to enhance wildfire resilience, and
- 82% agree with implementing measures to enhance wildfire resilience at individual properties in WUI areas

When asked if they have more thoughts on these approaches, 633 respondents provided written comments.

- Additional feedback mostly centred on vegetation management (clearing deadfall and concerns about naturalization initiatives), concern about human activity causing fires and the need for greater enforcement, and relationships between development/infrastructure and fire risk.

+ Other feedback included the need for education and communication, suggestions that this is not the City's role, the need to engage Indigenous peoples, and the relationship to climate change and the environment.

How important is it to you that City-owned buildings in WUI areas are built with fire-resistant building materials? *(2,740 responses)*

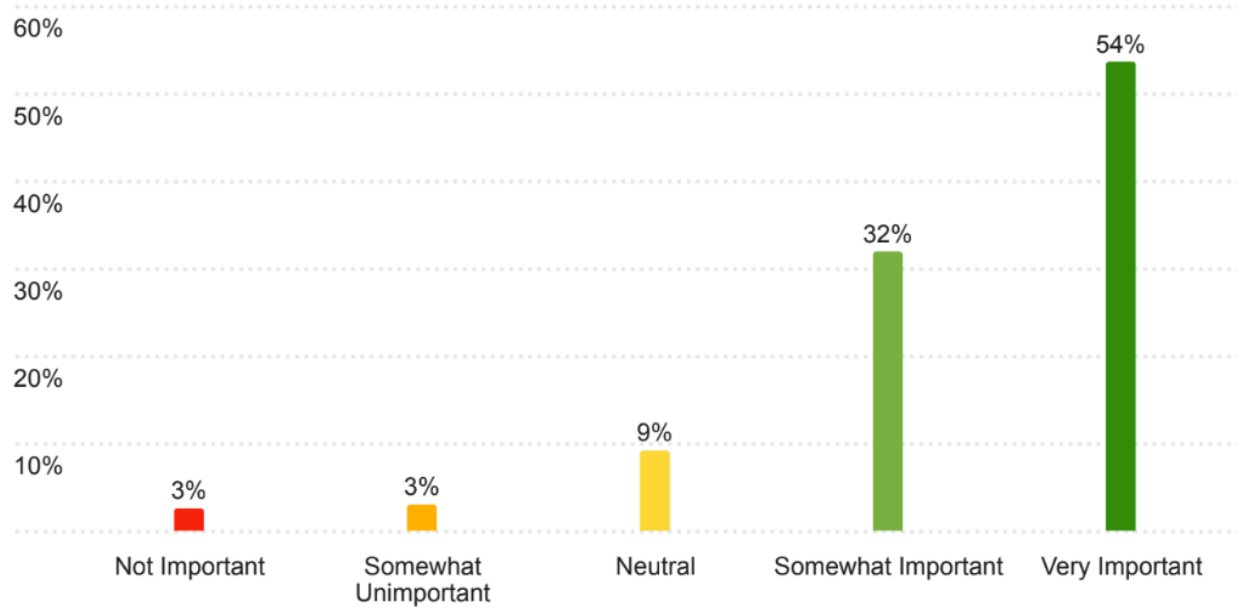

85% of respondents feel it is somewhat or very **important that City-owned buildings in WUI areas are built with fire-resistant building materials**.

When thinking about buying or renting a home in a WUI area, how important is it to you that the home has fire-resistant building materials? *(2,740 responses)*

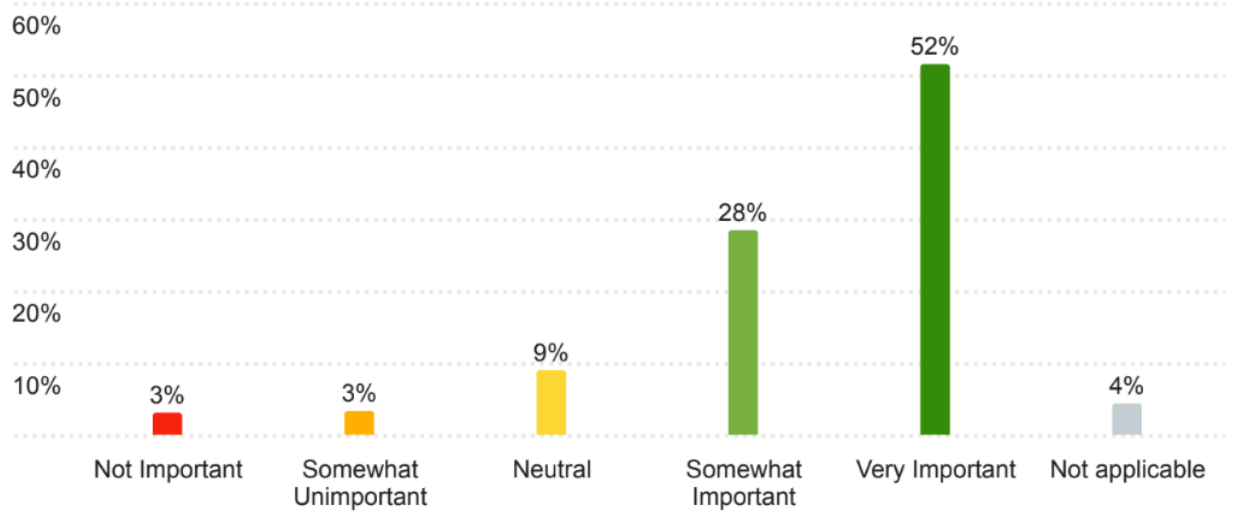

Respondents feel it is **important that a home they rent or buy in a WUI area has fire-resistant building materials**, with 8 in 10 (80%) indicating it is somewhat or very important.

GBA Plus Equity and Diversity Spotlight

- Respondents who are less likely to feel it is important that their home has fire-resistant building materials include the following demographics:
  - Racialized respondents (72% important) feel it is less important compared to those who do not identify with the equity-deserving identity groups (82% important).
  - Respondents whose primary language is not English (70% important) feel it is less important compared to those whose primary language is English (80% important).
  - Men respondents (76% important) and respondents identifying with a gender other than man or woman (70%) feel it is less important compared to women respondents (85%).

If you found out your home was in a WUI area (an area where human development meets wildland vegetation), how likely would you be to update your home with fire-resistant materials?
(2,740 responses)

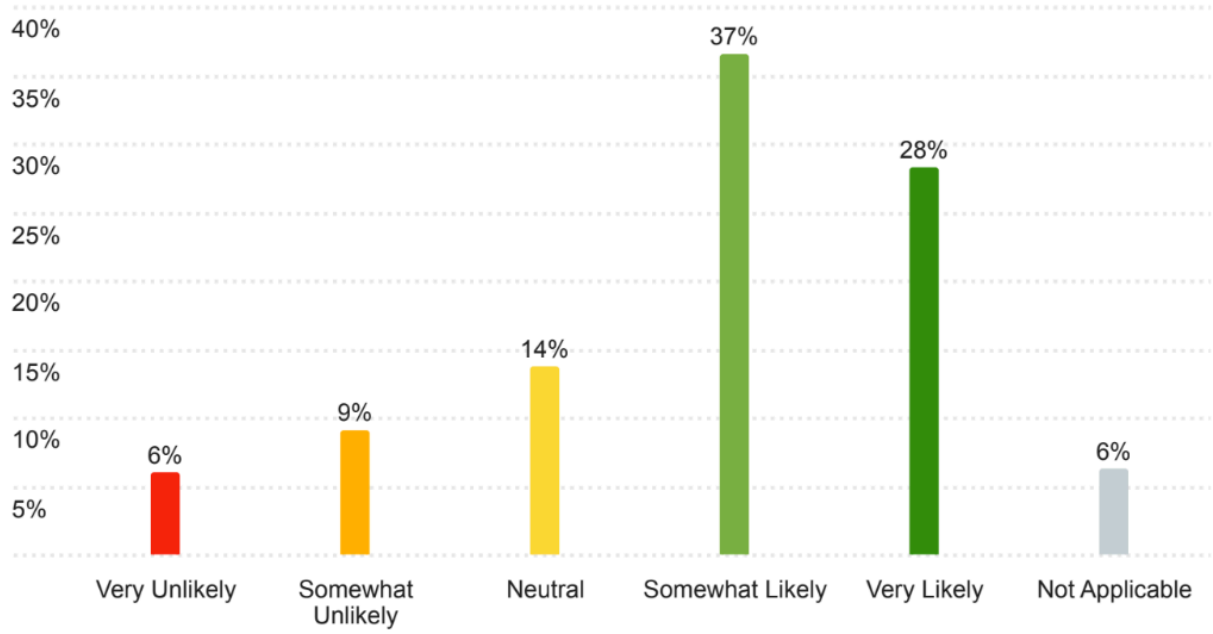

Two-thirds of respondents indicated they would be **somewhat or very likely to update their home with fire resistant materials** if they found out their home was in a WUI area (65%).

GBA Plus Equity and Diversity Spotlight

- Respondents who have completed some post-secondary education (66%) or graduate post-secondary (69%) are more likely to say they might update their home with fire resistant materials compared to those who have completed high school or less (56%).
- Respondents with a household income of less than $60,000 are least likely to say they might update their home with fire-resistant materials (56%), compared to those with income between $60,000 and $100,000 (66%), $100,000 and $150,000 (67%), or greater than $150,000 (70%).
- Respondents who own their homes are more likely to say they might update their home with fire resistant materials (66%) compared to those who rent (59%).

What might be preventing you, if anything, from implementing wildfire-resilient practices at home? Select all that apply. *(2,740 responses)*

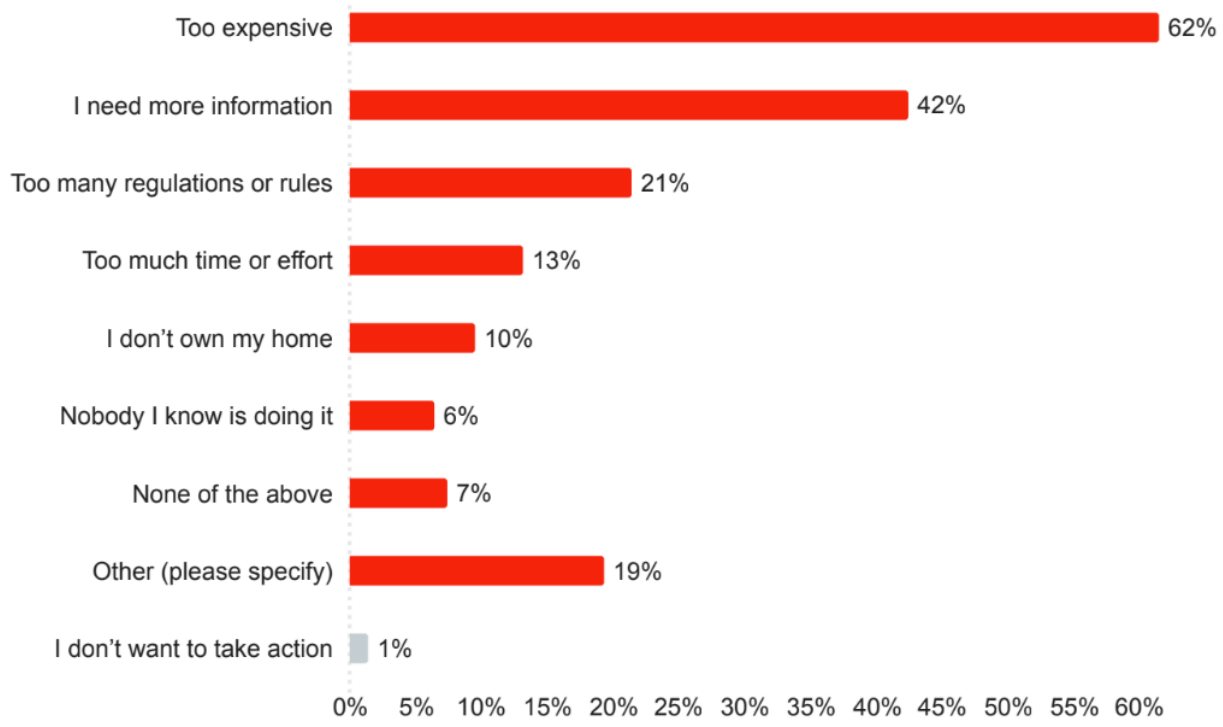

The most common reasons why respondents might not be implementing wildfire-resilient practices at home are that it is **too expensive** (3 in 5 respondents, or 62%), they **need more information** (2

in 5 respondents, or 42%), and there are **too many regulations or rules** (1 in 5 respondents, or 21%).

When asked if they have other reasons, 530 respondents (1 in 5 respondents, or 19%) provided written comments:

- Many wrote that they live in a condominium, townhouse, or rental property (103 comments), with some mentioning that the condo board would make decisions on wildfire-resilient practices.
- The other most common written responses included that some feel it is not necessary or they are in a low risk area (94 comments); that these interventions are too expensive without grants or subsidies (86 comments); and that they have already implemented wildfire-resilient practices at home (73 comments).
- Other reasons included neighbourhood restrictions such as restrictive covenants requiring wood shingles, concerns about naturalization and closely-spaced home construction, confusion or lack of information, the consideration that these would only be done when replacing/renovating, environmental concerns about materials used in wildfire-resilient construction, physical disabilities or old age, and the need for collective action.

GBA Plus Equity and Diversity Spotlight

- Younger respondents under the age of 35 (68%) or aged 35 to 54 (69%) are more likely to see cost as a barrier to implementing wildfire-resilient practices at home compared to older respondents aged 55-64 (59%) or aged 65 and over (56%).
- Younger respondents under the age of 35 (28%) are more likely to indicate that taking action requires too much time or effort compared to respondents aged 35-54 (18%) and older respondents aged 55-64 (10%) or 65 and over (9%)
- Older respondents aged 55-64 (25%) or 65 and over (22%) are more likely to indicate regulations or rules as a barrier compared to younger respondents under the age of 35 (10%).
- Respondents with children at home (70%) are more likely to see cost as a barrier to implementing wildfire-resilient practices at home compared to respondents without children at home (59%).
- Respondents with high school or less (27%) or some post-secondary education (22%) are more likely to indicate regulations or rules as a barrier compared to those with graduate post-secondary education (15%).

How much do you agree or disagree with providing incentives for homeowners to use fire-resistant building materials when renovating in a WUI area? *(1,686 responses)*

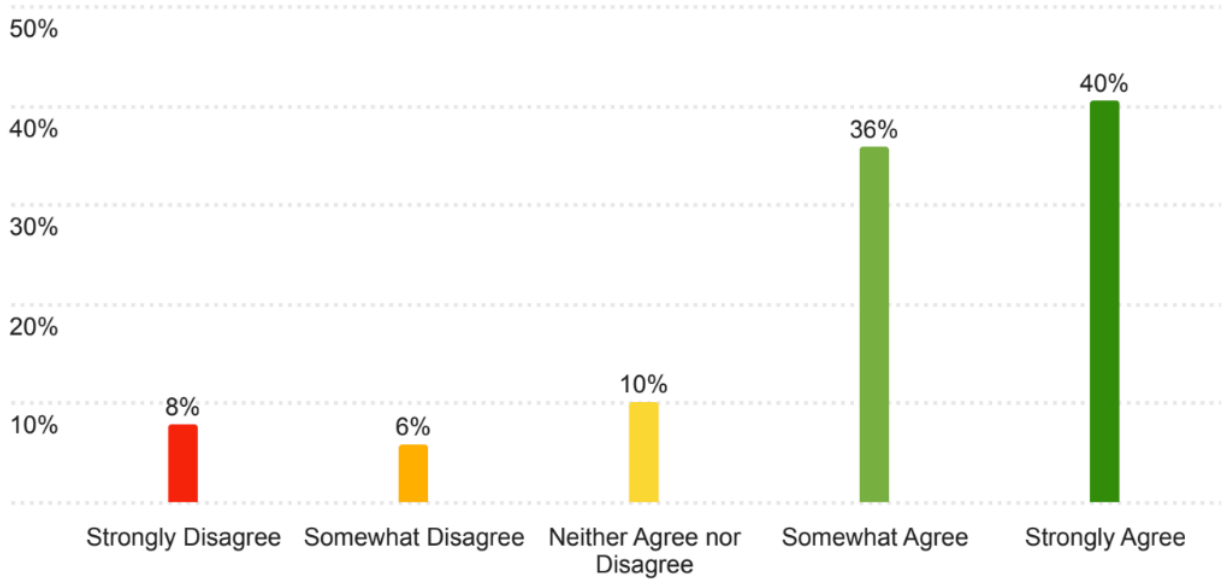

Three-quarters of respondents who said that cost is preventing them from implementing wildfire-resilient practices at home **agreed somewhat or strongly with providing incentives for homeowners to use fire-resistant building materials** when renovating in a WUI area. (76%)

How likely would cost impact your decision to implement the following wildfire-resilient practices at home? *(1,686 responses)*

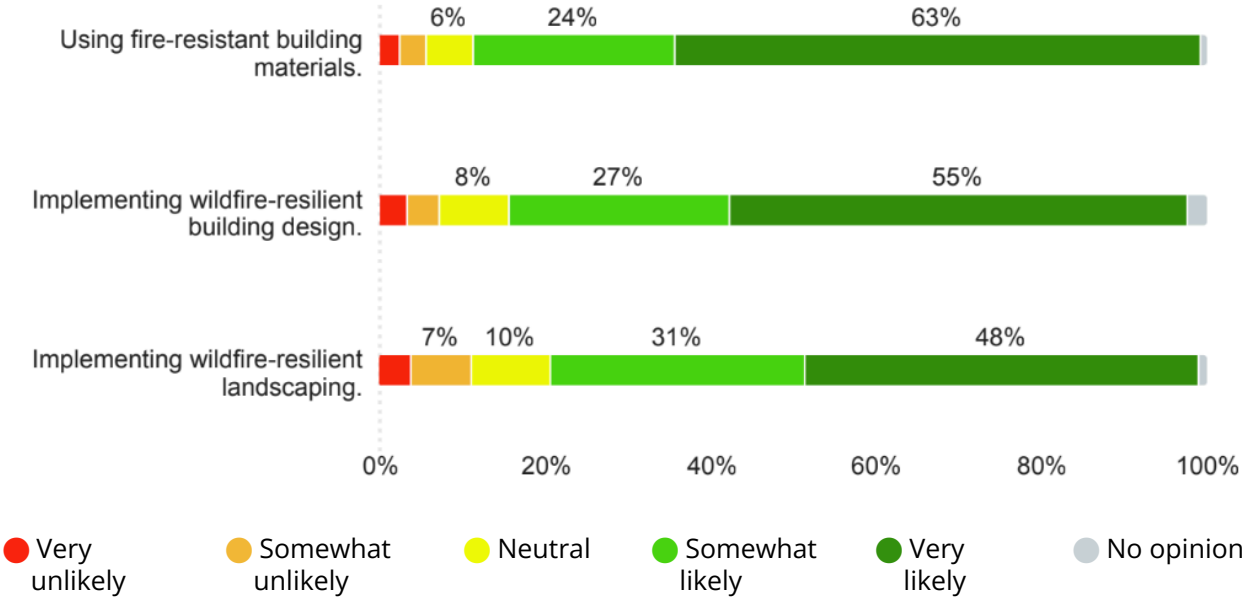

Respondents who said that cost is preventing them from implementing wildfire-resilient practices at home feel that **cost is likely to impact their decision** to

+ Use fire-resistant building materials (88% somewhat or very likely),
+ Implement wildfire-resilient building design (82% somewhat or very likely), and
+ Implement wildfire-resilient landscaping (78% somewhat or very likely).

GBA Plus Equity and Diversity Spotlight

+ Younger respondents under the age of 35 (90%) are more likely to feel that cost is likely to impact their decision to implement wildfire-resilient building design compared to older respondents aged 65 and over (77%).
+ Younger respondents under the age of 35 (94%) and aged 35 to 54 (92%) are more likely to feel that cost is likely to impact their decision to use fire-resistant materials compared to older respondents aged 55 to 64 (86%) and aged 65 and over (85%).
+ Women respondents (83%) are more likely than men respondents (74%) to feel that cost is likely to impact their decision to implement wildfire-resilient landscaping.
+ Women respondents (86%) are more likely than men respondents (78%) to feel that cost is likely to impact their decision to implement wildfire-resilient building design.
+ Respondents who are employed or students are more likely than retired or unemployed respondents to feel that cost is likely to impact their decision to implement wildfire-resilient landscaping, implement wildfire-resilient building design, or use fire-resistant building materials.

How much do you agree or disagree with the following approaches to wildfire-resilient landscaping? *(2,740 responses)*

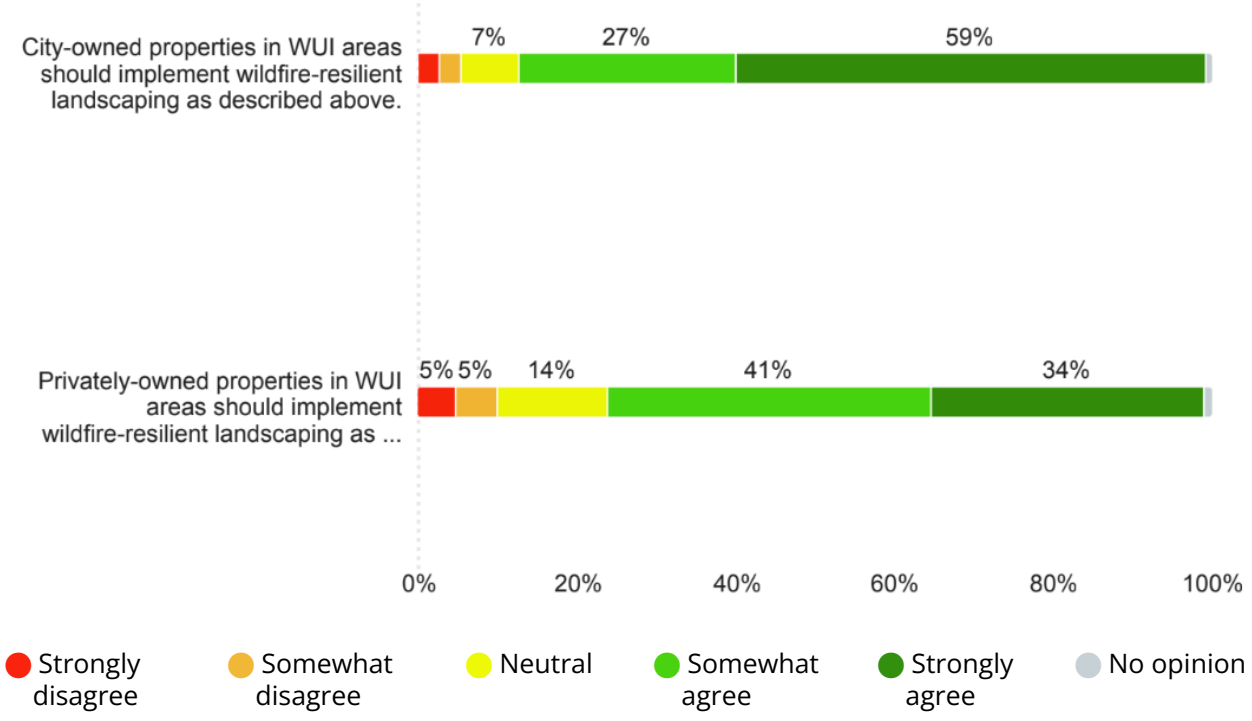

Respondents indicated that **all properties in WUI areas should implement wildfire-resilient landscaping**:

- **87% agree that City-owned properties in WUI areas** should implement wildfire-resilient landscaping.
- **75% agree that privately-owned properties in WUI areas** should implement wildfire-resilient landscaping.

Other Feedback

Are you interested in receiving project updates via email? *(2,740 responses)*

40% of respondents indicated interest in receiving project updates via email and were able to share their email address through the survey. Their email addresses were added to the project and engagement updates email list for future communications.

Is there anything else you would like to share about wildfire resilience strategies in Edmonton?

871 respondents shared written feedback when asked if there was anything else they would like to share on this topic:

- The most commonly-heard feedback focused on **concerns about naturalization and deadfall accumulation**, especially on City-owned land. They shared worries about the high risks these create for wildfire ignition.
- Many identified **human activity as a main wildfire threat**, with frequent mentions of behaviours of homeless Edmontonians in the River Valley (e.g. encampments, using fires to stay warm) and the need for greater enforcement of careless cigarette discarding, backyard fire pits, and fireworks.
- Respondents are **concerned about financial implications** of this project, with some asking for incentives, grants, and tax breaks to support wildfire resilience, others feeling that there are other areas the City should be focusing its funding towards, and some opposing mandatory retrofits to existing homes.
- There is significant **frustration about development trends** with density (homes being too close together), the use of combustible building materials (inexpensive vinyl siding), and existing restrictive covenants in neighbourhoods like Blackburne where residents are legally required to have wood shake roofing even if they wish to use fire-resistant materials instead.

Respondent Demographics

The survey gathered detailed demographic information, including residence, housing type, age, education, employment, income, identity, and language, as indicated in the charts below. Options like “Other” or ‘Prefer not to answer” gave respondents the opportunity to opt out or provide an alternative answer. Data was anonymized, and a privacy statement at the beginning of the survey identified the relevant privacy legislation and intended use of data.

Living in Edmonton (2,740 responses)

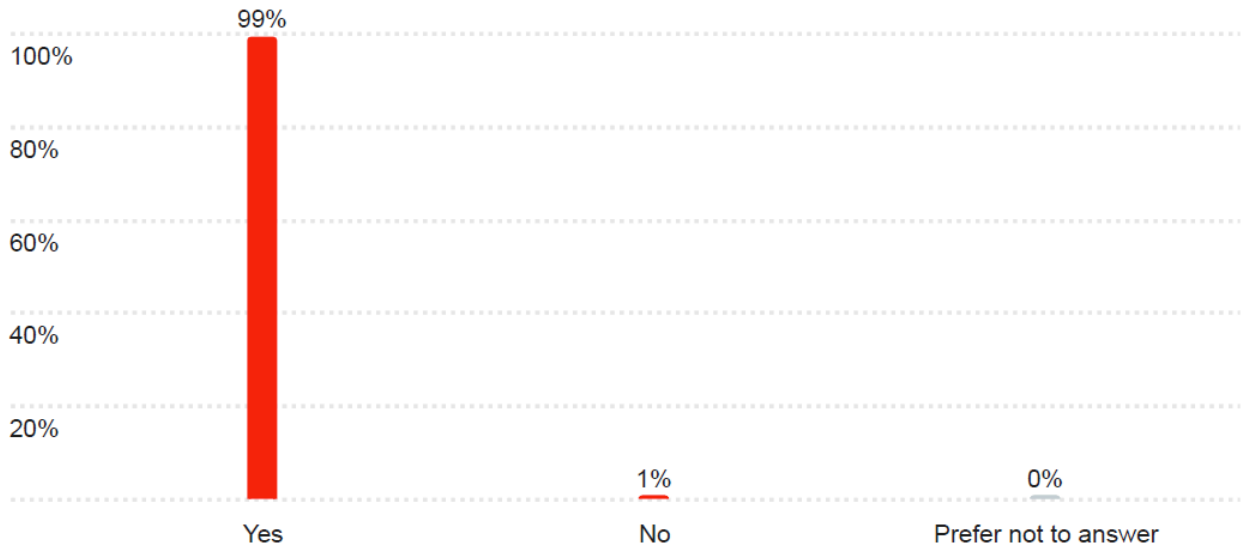

Age (2,740 responses)

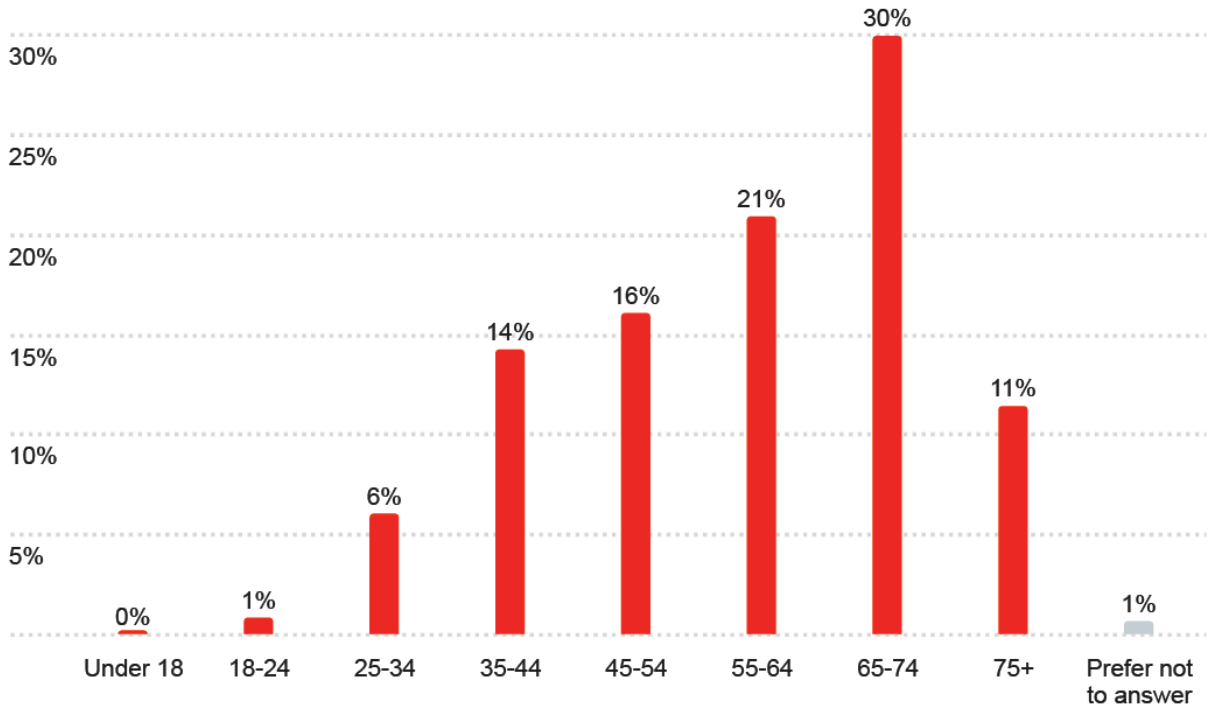

Gender (2,740 responses)

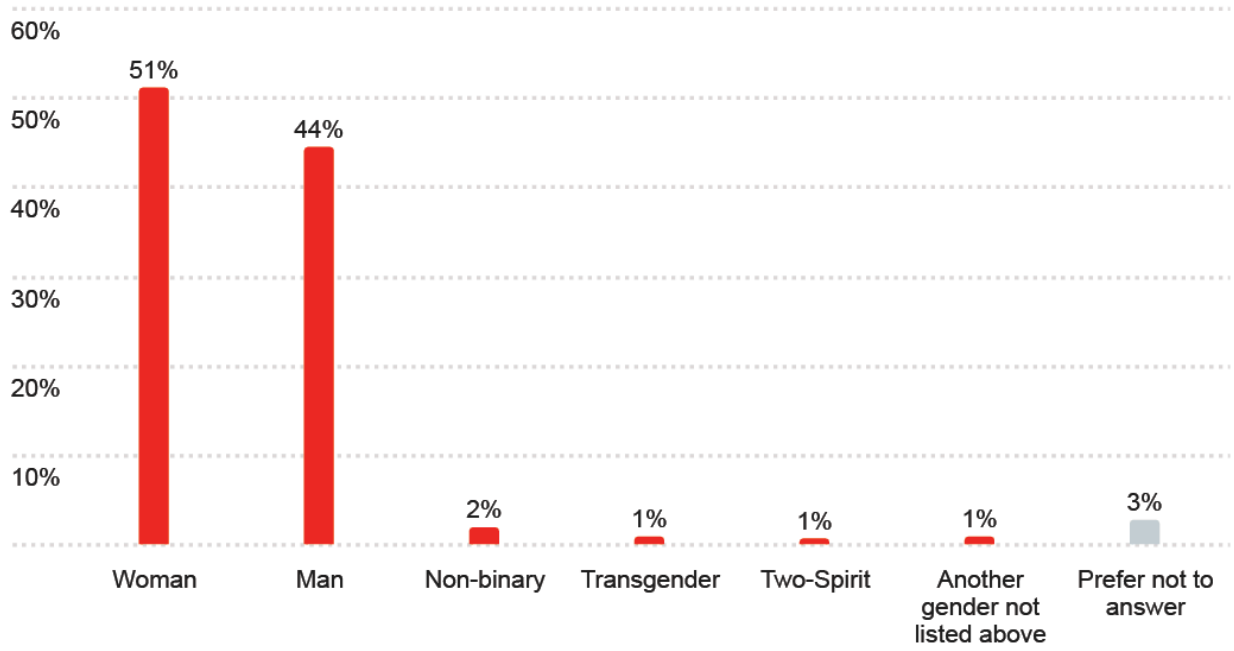

Income (2,740 responses)

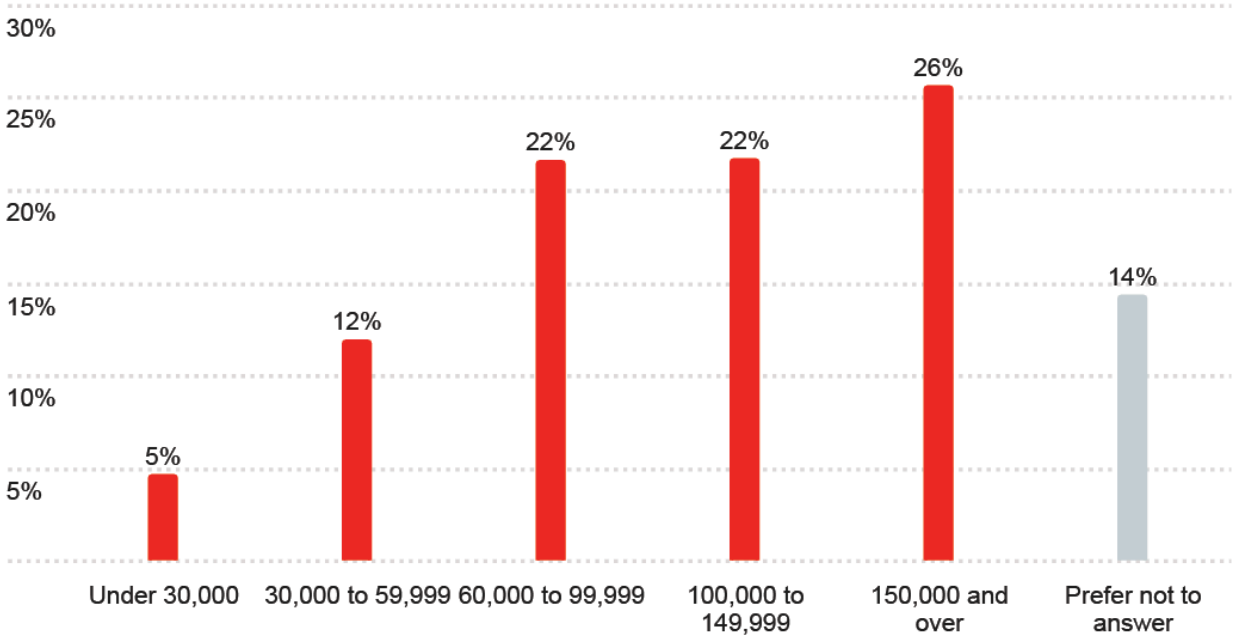

Identity (2,740 responses)

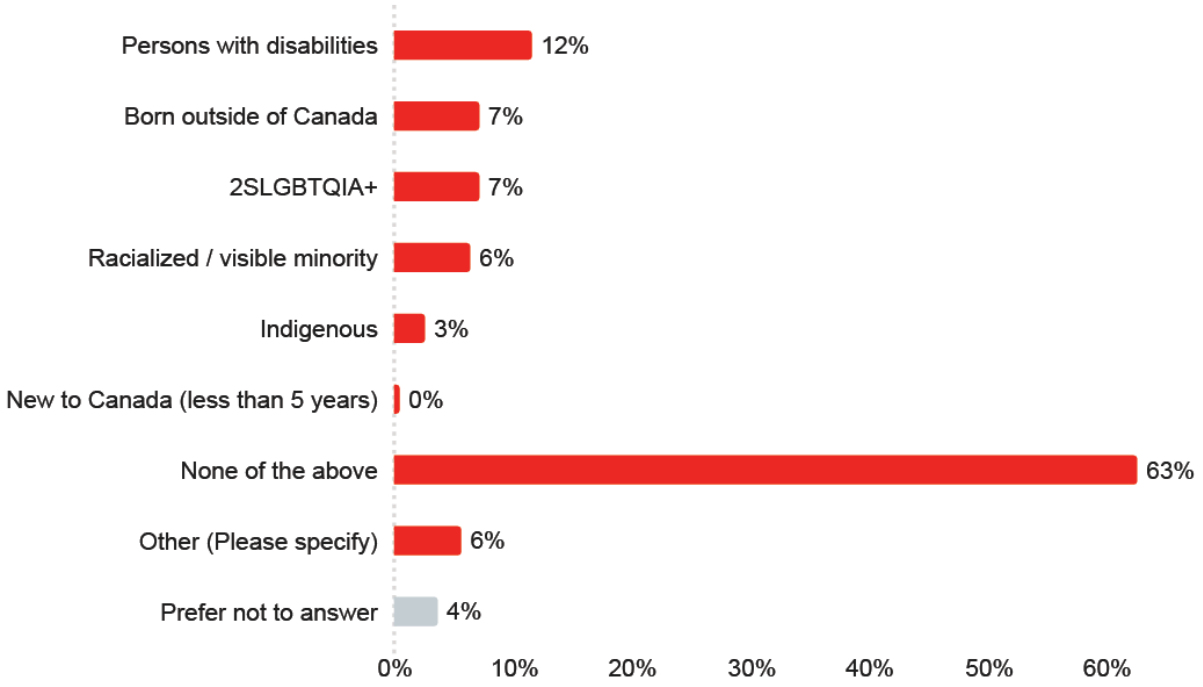

Children or Grandchildren at Home (2,740 responses)

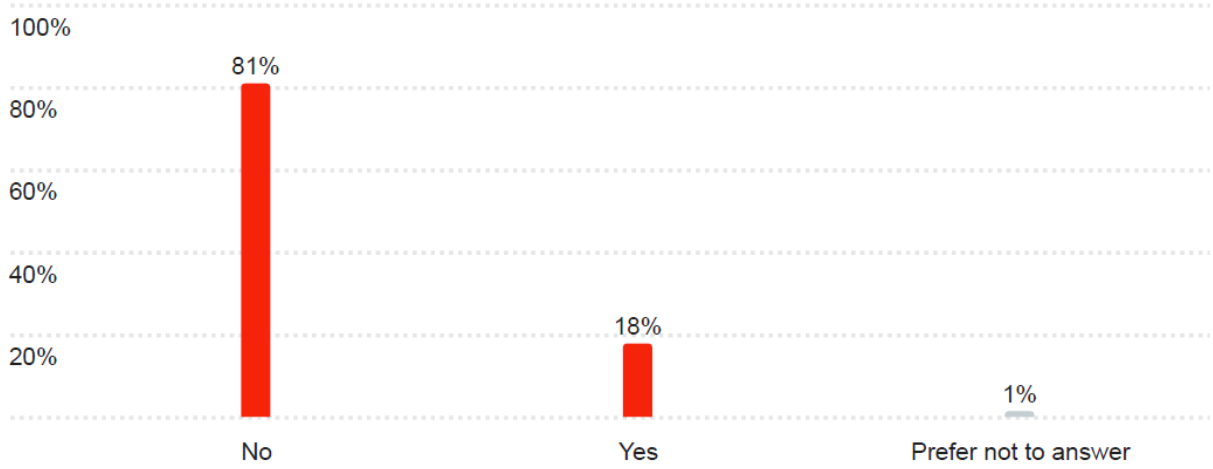

Highest Level of Education Completed (2,740 responses)

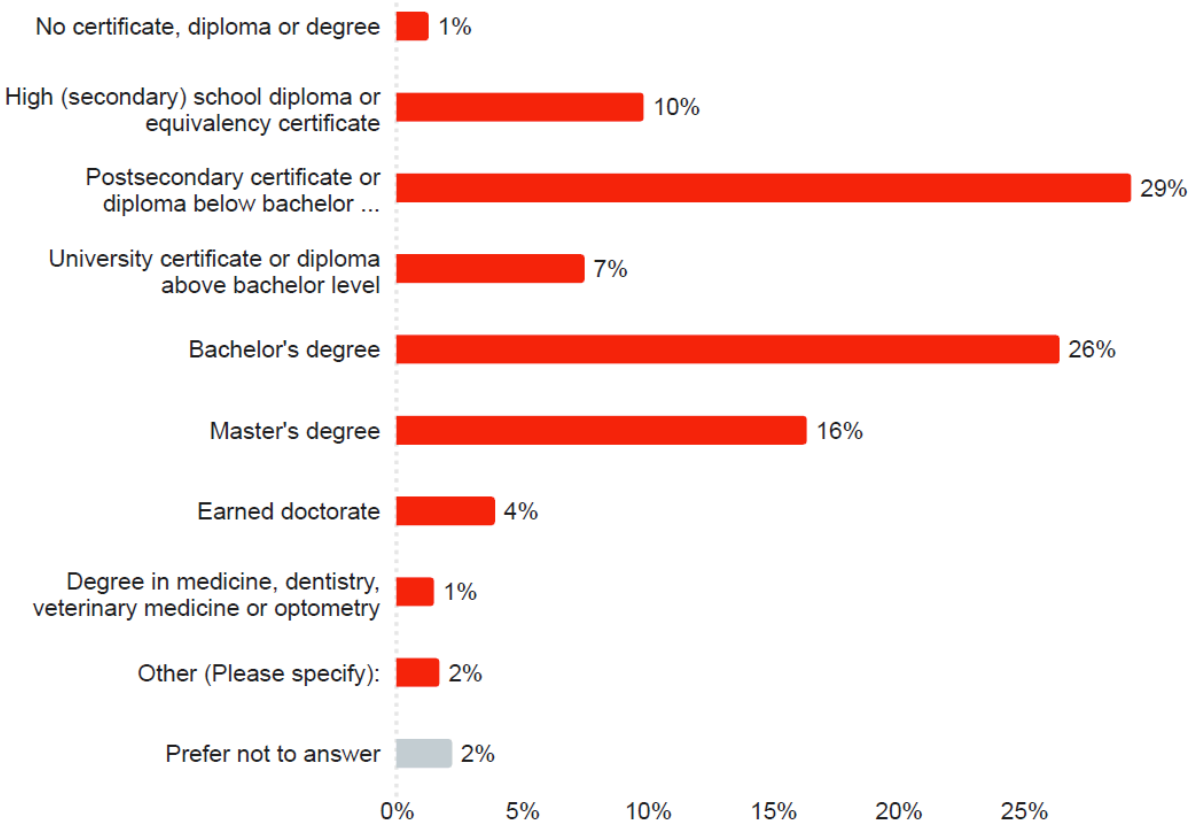

Employment Status (2,740 responses)

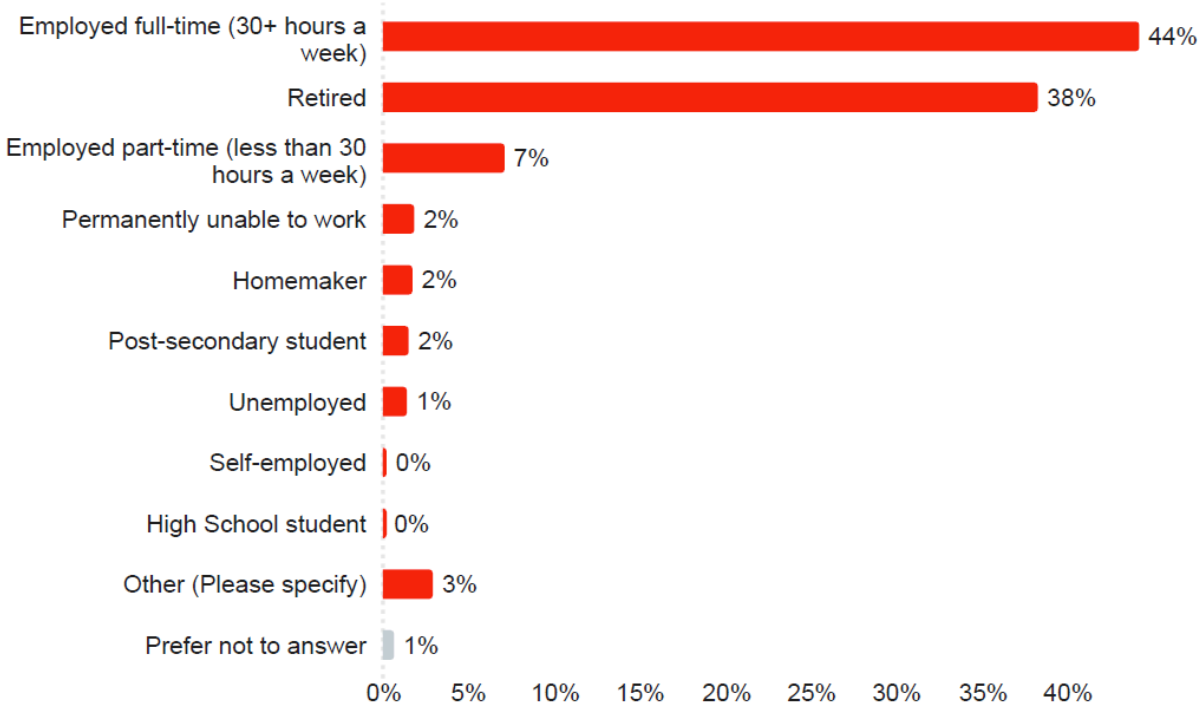

Years Lived in Edmonton (2,673 responses)

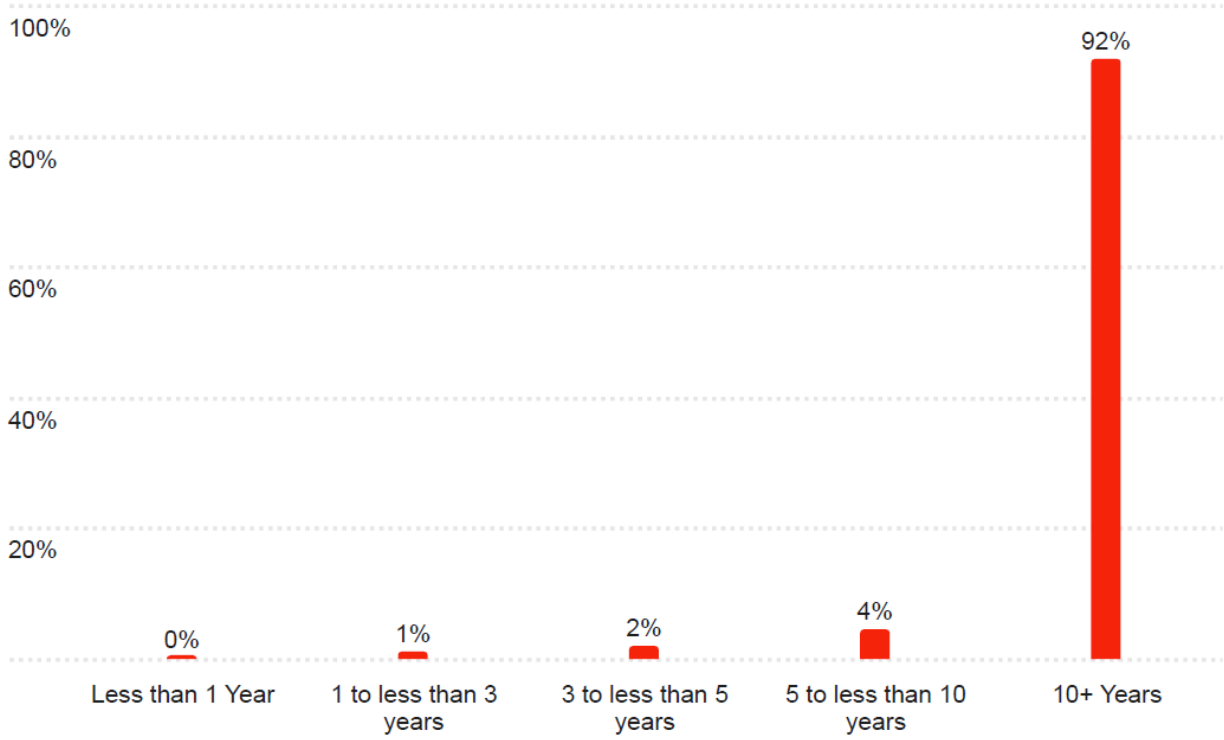

Region of Edmonton (2,740 responses)

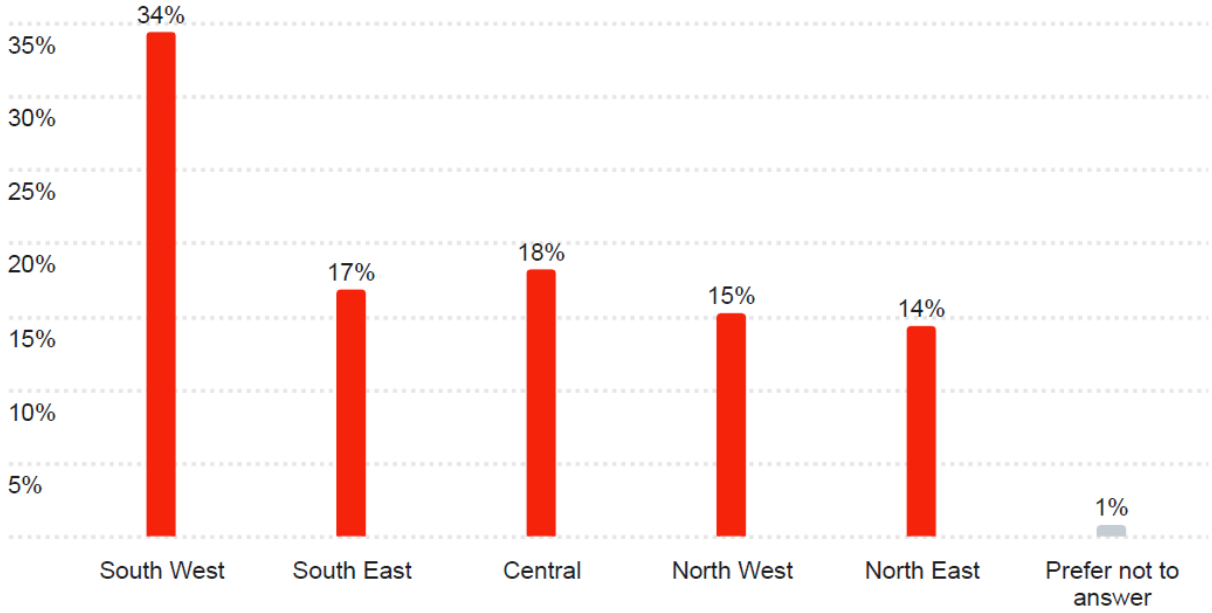

Renting or Owning Home (2,740 responses)

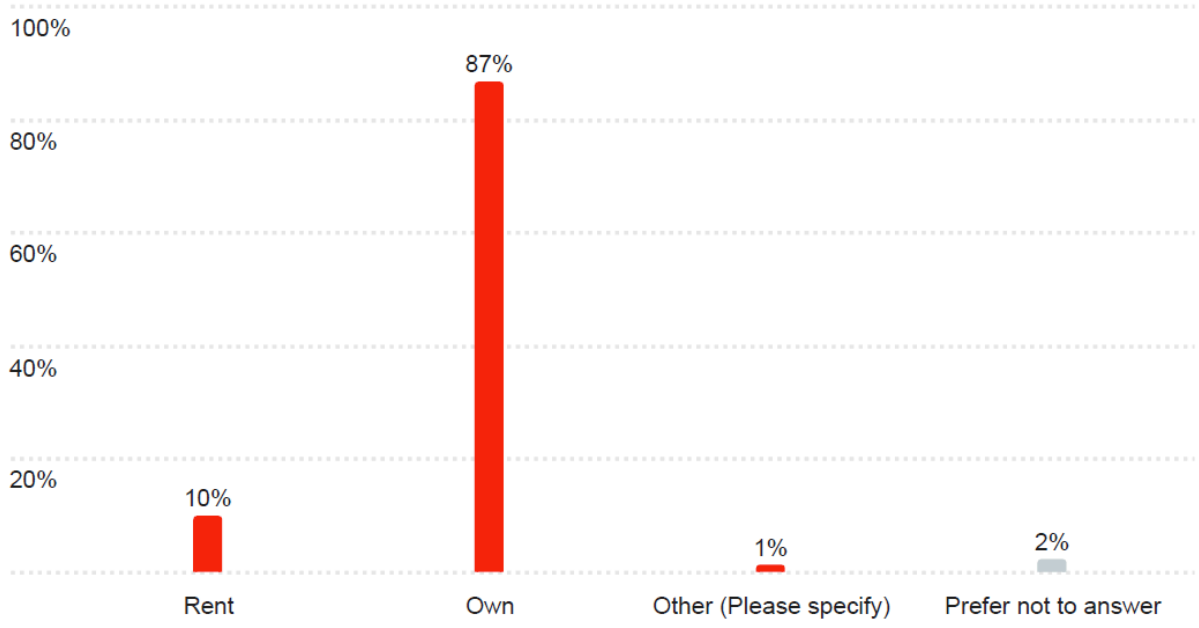

Primary Language (2,740 responses)

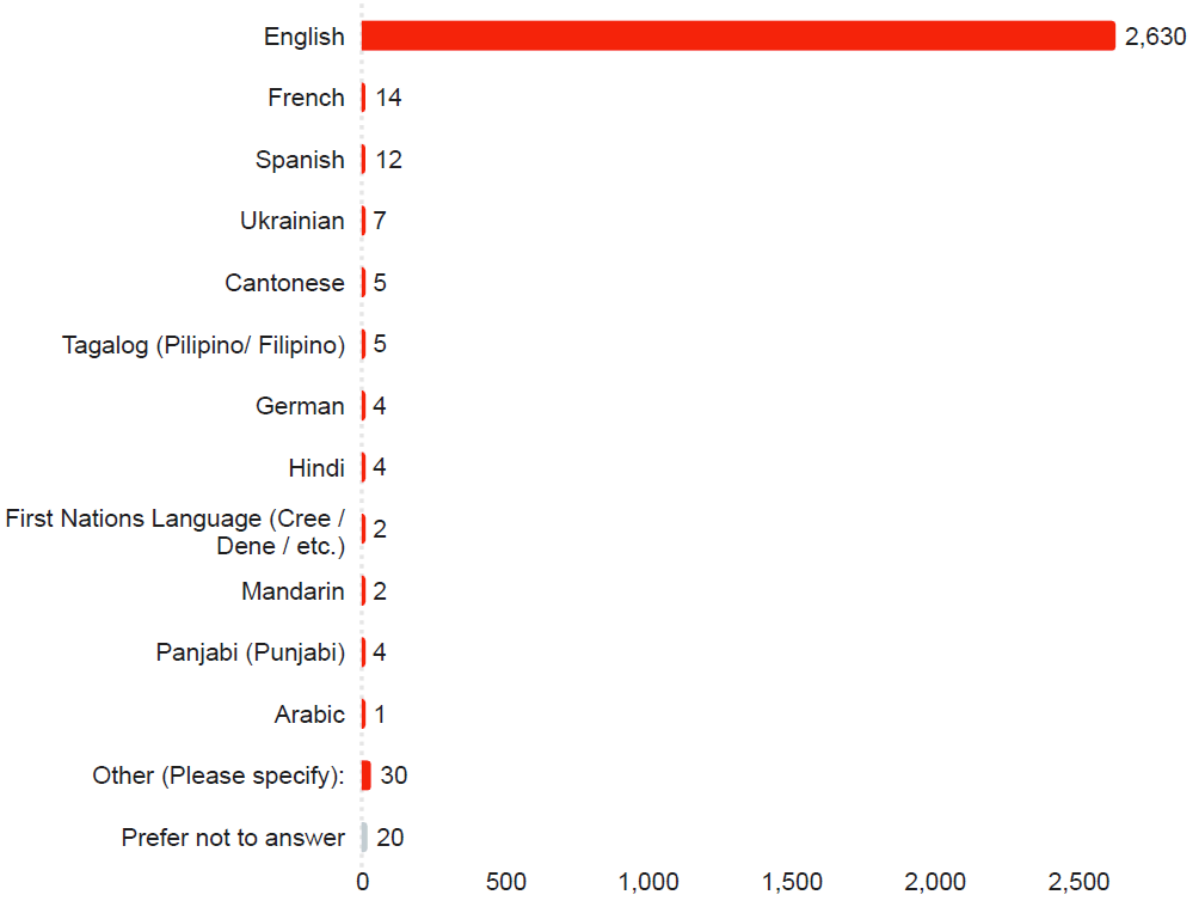

Appendix 3: Engagement List of Participants

Phase 1 engagement Indigenous included three tactics: A community pop-up booth at the Indigenous People's Day festival in Borden Park, a Climate Partners Roundtable event, and a Regional Climate Gathering event. While the community pop-up targeted general public and members of the urban Indigenous community, the other two events included specific participants as listed below.

Indigenous Engagement

For the Climate Partners Roundtable event, there were 14 participants in attendance representing the following organizations:

- Alberta Inuit Women's Association
- Yellowhead Tribal College
- Otipemisiwak Métis Government
- Edmonton Aboriginal Seniors Centre
- Trade Winds to Success
- University of Alberta
- kihêw waciston (MacEwan University's Indigenous Centre)
- Creating Hope Society

For the Regional Climate Gathering event, 16 participants attended the Regional Climate Gathering, representing 8 Nations, Bands, and Associations:

- Enoch Nation
- Horse Lake First Nation
- Otipemisiwak Metis Government
- Papaschase First Nation
- Papaschase First Nation Band 136 Association
- St. Albert Riverlot Metis Association
- Tsuut'ina Nation
- Whitefish Lake First Nation #128 (Goodfish Lake)

Three other Nations, Bands, or Associations were interested in the Regional Climate Gathering session but were unable to attend and were contacted with the opportunity to arrange separate meetings:

- Alexander First Nation
- Blood Tribe
- Lac Ste. Anne Metis Community Association

+ Confederacy of Treaty Six First Nations

Virtual Info Sessions

Two virtual Info Sessions were held in August, 2025 to target industry, business, environmental, and community-serving organizations.

The Industry Info Session included representatives from the following organizations:

+ EPCOR
+ ATCO
+ Infill Development in Edmonton Association (IDEA)
+ Boss Design
+ Brookfield Residential
+ Building Industry Land Development Association of Alberta (BILD)
+ North Edge Business Improvement Association
+ Crossroads Business Improvement Association
+ Residential Infill Working Group
+ Alberta Professional Planning Institute
+ Al-Terra
+ North Saskatchewan River Valley Conservation Society
+ University of Alberta

The Community Info Session included representatives from the following organizations:

+ Habitat for Humanity
+ Homeward Trust Edmonton
+ Southeast Edmonton Seniors Association Activity Centre (SEESA)

Virtual 1:1 Sessions

Virtual 1:1 sessions were held throughout 2025 and included representatives from the following organizations:

+ City of Calgary
+ Town of Canmore
+ City of Kamloops
+ City of Austin
+ Accessibility Advisory Committee
+ Genics Inc
+ Alberta Ecotrust
+ National Indigenous Fire Safety Council

- ATCO
- Edmonton Federation of Community Leagues

WUI Wildfire Risk Strategy Workshop

The Phase 2 WUI Wildfire Risk Strategy Workshop took place on December 8, 2025 and included representatives from the following organizations:

- EPCOR Utilities
- EPCOR Water Services
- North Saskatchewan River Valley Conservation Society
- Edmonton Mountain Bike Alliance
- B5 Industries
- Qualico Community
- University of Alberta
- BILD Edmonton Metro

Committee Presentations

Two Committee presentations took place in November 2025 to the following Committees:

- Accessibility Advisory Committee
- Energy Transition and Climate Resilience Committee